



Waitlist Permission Granted

After you receive a Waitlist Permission Granted email
Go to mjc.edu and click on the PiratesNet icon



The screenshot shows the Modesto Junior College website homepage. At the top left is the MJC logo. To the right are navigation buttons for 'Apply Now', 'Current Students', and 'Faculty & Staff'. Below these are icons for 'Student Email', 'PiratesNet', 'Starfish', 'Class Search', 'Directory', 'Bookstore', 'Library', and 'Canvas'. The 'PiratesNet' icon is highlighted with a dashed border. Below the icons is a search bar and a navigation menu with categories: 'About', 'Academics', 'Campus Life', and 'Student Services'. Each category has a list of links.

Search MJC.edu	Search	About	Academics	Campus Life	Student Services
Popular Searches		Accreditation	Academic Calendar	Athletics	Apply to MJC
Forms		Campus Safety	Academic Divisions	Bookstore	Counseling
Assessment		Directory	Catalog	Email	Disability Services
Email		Governance	Class Schedule	Event Calendar	Enrollment Services

Click on Log In



PiratesNet

[LOG IN](#)

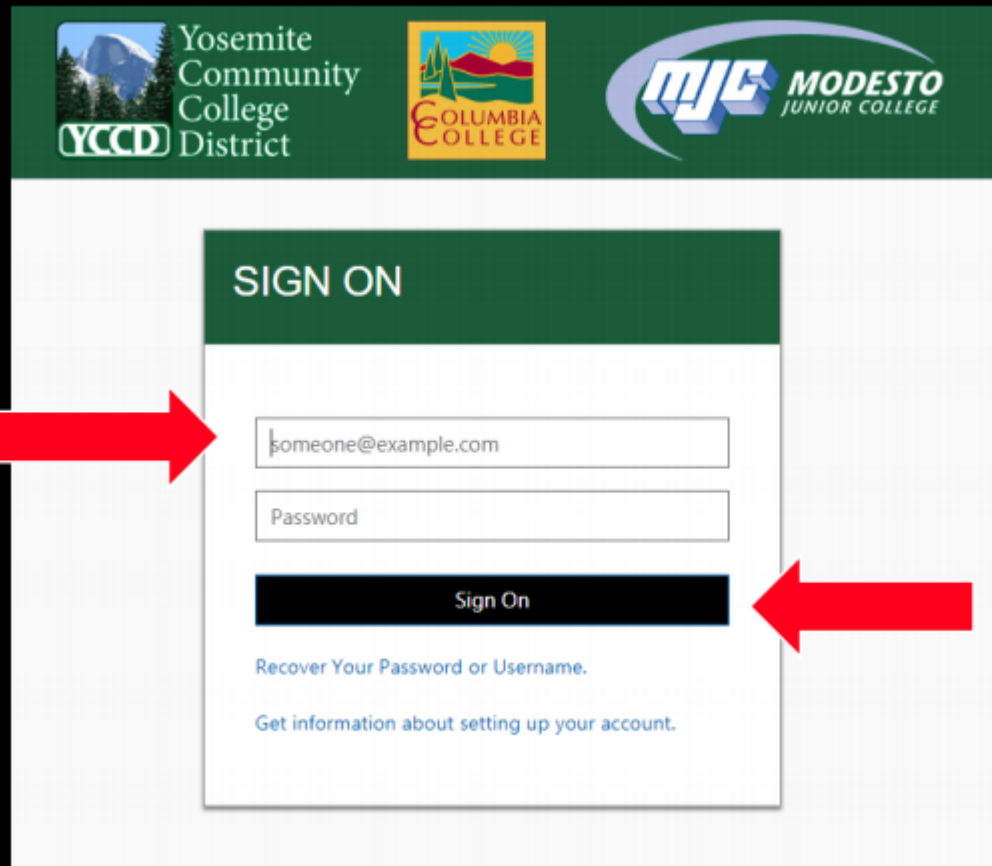
[MAIN MENU](#)

[CONTACT Us](#)

[Password Reset](#)

Remote Learning - In response to emergencies, face-to-face and on-campus classes have transitioned online. Students may be required to participate during the scheduled class time. Check student email for details.

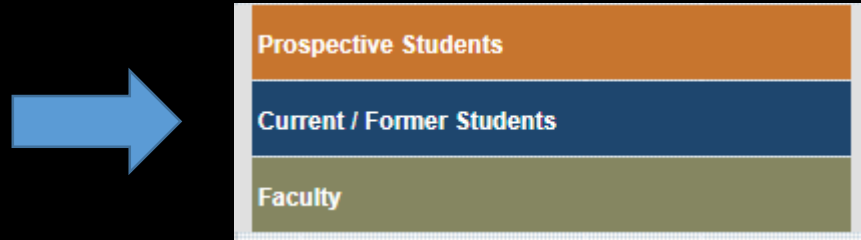
Sign in with your MJC student email



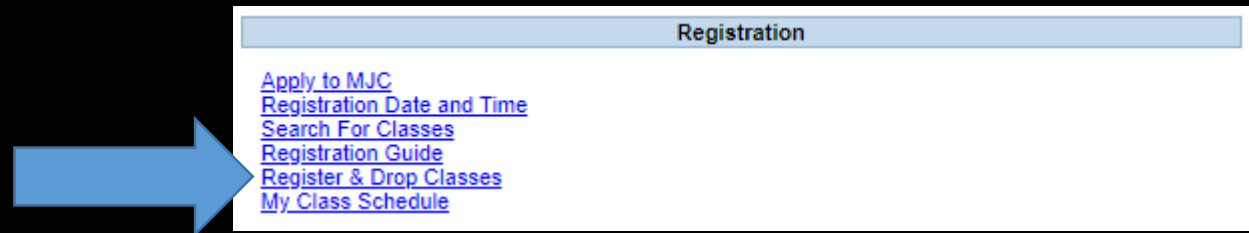
The screenshot shows a sign-in interface for Modesto Junior College (MJC). At the top, there are logos for Yosemite Community College District (YCCD), Columbia College, and Modesto Junior College (MJC). The main heading is "SIGN ON". Below this, there are two input fields: the first contains the placeholder text "someone@example.com" and the second is labeled "Password". A red arrow points from the left towards the email input field. Below the input fields is a black button with the text "Sign On" in white, and another red arrow points from the right towards this button. Underneath the button are two links: "Recover Your Password or Username." and "Get information about setting up your account."

If you need to reset your password select "Recover Your Password or Username" or call (209) 575-7900 & select option 4

Click on Current / Former Students



Click on Register & Drop Classes



Waitlisted class with permission granted will be noted with a deadline

Click on Register

The screenshot displays a course registration interface. At the top, there are navigation tabs for 'Schedule', 'Timeline', and 'Petitions & Waivers'. Below these, there are navigation controls for 'MJC Summer 2022' and buttons for 'Remove Planned Courses' and 'Register Now'. A summary bar shows 'Planned: 0 Credits', 'Enrolled: 0 Credits', and 'Waitlisted: 12 Credits'. The main content area features a course card for 'MPSYCH-110-4683: Human Sexualities'. This card is highlighted with a yellow background and contains a 'Waitlisted' status with a checkmark and a note: 'Permission to register until 5/10/2022'. Below this, course details are listed: 'Credits: 3 Credits', 'Grading: Graded', 'Instructor: Engelke, V', '6/13/2022 to 8/20/2022', and 'Waitlisted: 3 (Rank: 1)'. A 'Meeting Information' section is partially visible. At the bottom of the card, there are two prominent blue buttons: 'Register' and 'Drop Waitlist'. A large blue arrow points directly to the 'Register' button. To the right of the course card is a class schedule grid with columns for days of the week (Sun-Sat) and rows for times (9am-3pm). The grid shows four sections of 'MART-120-5288' on Monday, Tuesday, Wednesday, and Thursday, each running from 11am to 12pm.

	Sun	Mon	Tue	Wed	Thu	Fri	Sat
9am							
10am							
11am		MART-120-5288	MART-120-5288	MART-120-5288	MART-120-5288		
12pm		MART-120-5288	MART-120-5288	MART-120-5288	MART-120-5288		
1pm							
2pm							
3pm							

Registration is now complete
Registered course will be confirmed in **green**



[MPSYCH-110-4683: Human Sexualities](#)

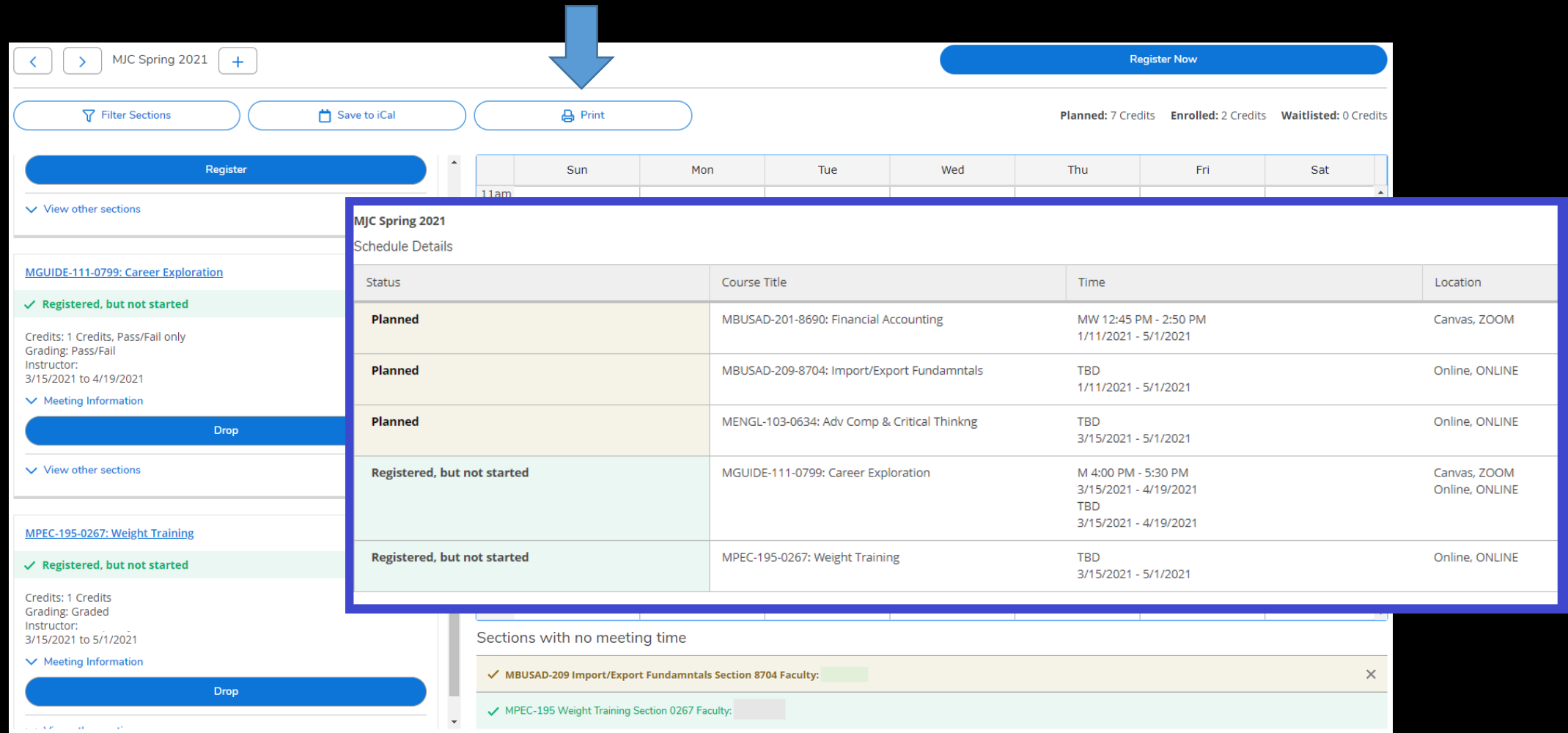
✓ **Registered, but not started**

Credits: 3 Credits
Grading: Graded
Instructor: Engelke, V
6/13/2022 to 8/20/2022

∨ Meeting Information

Drop

You can now Print your schedule for future reference



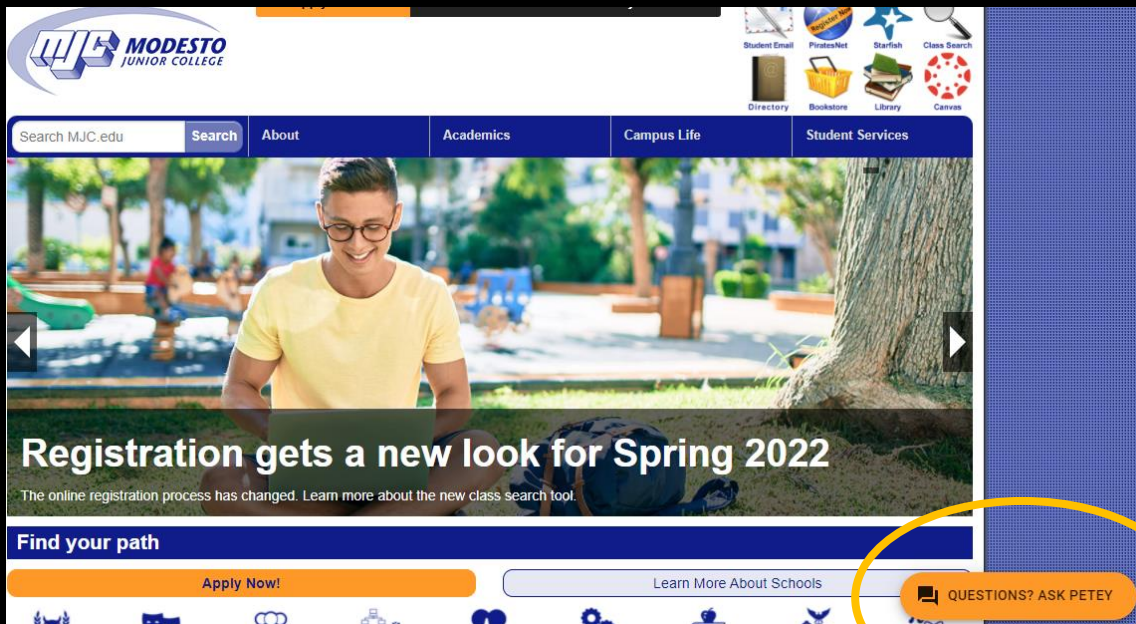
The screenshot displays a user interface for a course registration system. At the top, there is a navigation bar with 'MJC Spring 2021' and a 'Register Now' button. Below this, a toolbar contains 'Filter Sections', 'Save to iCal', and a 'Print' button, which is highlighted by a blue arrow pointing down from the main heading. To the right of the toolbar, it shows 'Planned: 7 Credits', 'Enrolled: 2 Credits', and 'Waitlisted: 0 Credits'. The main content area features a calendar grid with days of the week (Sun-Sat) and a 'Register' button. A modal window titled 'MJC Spring 2021 Schedule Details' is open, showing a table of course sections. The table has columns for Status, Course Title, Time, and Location. Below the table, there is a section for 'Sections with no meeting time' listing two courses: MBUSAD-209 and MPEC-195.

Status	Course Title	Time	Location
Planned	MBUSAD-201-8690: Financial Accounting	MW 12:45 PM - 2:50 PM 1/11/2021 - 5/1/2021	Canvas, ZOOM
Planned	MBUSAD-209-8704: Import/Export Fundamentals	TBD 1/11/2021 - 5/1/2021	Online, ONLINE
Planned	MENGL-103-0634: Adv Comp & Critical Thinkng	TBD 3/15/2021 - 5/1/2021	Online, ONLINE
Registered, but not started	MGUIDE-111-0799: Career Exploration	M 4:00 PM - 5:30 PM 3/15/2021 - 4/19/2021 TBD 3/15/2021 - 4/19/2021	Canvas, ZOOM Online, ONLINE
Registered, but not started	MPEC-195-0267: Weight Training	TBD 3/15/2021 - 5/1/2021	Online, ONLINE

Sections with no meeting time

- ✓ MBUSAD-209 Import/Export Fundamentals Section 8704 Faculty: [redacted]
- ✓ MPEC-195 Weight Training Section 0267 Faculty: [redacted]

If you have any questions please join us through our live chat or call us to speak with a specialist



Call 1-833-MJC-LIFE